

Internet Safety
What Should Your District Be Doing?

Andy Mann
Educational Technology Consultant
Calhoun Intermediate School District


We'll talk about...

- Students' new permanent record
- Cyberbullying
- How can a district address the issue of Internet safety

1/17/2008 ABCs 2

Students are posting information about themselves online


- MySpace
- Facebook
- Bebo
- BlackPlanet
- Xanga
- iMeem
- Yahoo! 360



1/17/2008 ABCs 3

Students' New Permanent Record

- Google and search for:
 - ✓ Myspace
 - ✓ coldwater
 - ✓ high school
 - ✓ 17
- With links to friends' sites, a link to one site provide a connection to other students' sites



1/17/2008 ABCs 4


Assume Everyone Will See Everything

- Nothing on the internet is private
 - ✓ An alias provides only minimal protection
 - ✓ 44% of teens only use one screen name
- ✓ "Confidential" items may be saved/forwarded
 - ✓ www.archive.org (the wayback machine)
 - ✓ www.google.com (use the cache link)
- ✓ A photo may be altered and forwarded

Source: Pew Internet & American Life Project Teens and Parents Survey

1/17/2008 ABCs 5

Deleted does not mean gone



1/17/2008 ABCs 6

What will it say about a student?

1/17/2008

10 personal items students should avoid sharing online

10. State
9. Gender
8. Age
7. IM Name
5. City
4. Photos
3. Phone Number
2. Street Address
1. Last Name

Where do students draw the line?

1/17/2008

3 Basic questions ?

- Could I share this with parents or teachers?
- Would I want a college recruiter or job interviewer to see this?
- Could this allow someone to find me and put me in danger?

1/17/2008

Just a few bits of information

- www.google.com and enter your phone number (616) 555-1212. Find map to house
- www.phonenumber.com and enter name and find phone number or enter phone number and find address. Easily find neighbors
- www.anywho.com and enter name and zip code. Find phone number & map to address

1/17/2008

Cyberbullying

Cyberbullies use electronic information and communication devices such as:


- E-Mail
- Instant Messaging (IM)
- Text Messages
- Cell Phones
- Pagers
- Online Gaming
- Defamatory Websites

to bully or otherwise harass an individual or group through personal attacks or other means.

1/17/2008


Once you put something online, you lose control over it.

1/17/2008



37% of teens online have used IM to write something that they would not have said in person

Source: *Childnet International*



1/17/2008 ABCs

Cyberbullying background...

- Social climbers and popular students tend to be actively involved in cyberbullying
- Girls are 3x more likely to cyberbully than boys
- Students are likely to be more vicious online than they are face-to-face

1/17/2008 ABCs 15


Cyberbullying background...

- There is a barrier between bully & target
 - ✓ Bully may never know consequence
- Home is no longer safe – 24/7 access
 - ✓ Home computers, cell phones
- Exponential distribution
 - ✓ Message may be sent to large group

1/17/2008 ABCs 16

School action steps... before it's a problem

- Schools must commit to being involved in the **personal lives** of their students
- Misbehaviors must be addressed not just within the school building; or during the school day
- Schools, parents, and students must work as a team to address the growing cyberbullying problem




From: <http://www.bewebaware.ca>

1/17/2008 ABCs 17

School action steps... before it's a problem

- Integrate curriculum-based anti-bullying programs into classrooms
- Educate teachers, students and parents about the seriousness of cyberbullying
- Change the school or Board's bullying policy to include harassment perpetrated with mobile and Internet technology

...State Board has policymaking authority should **develop a plan designed to prevent bullying, and develop methods to react to bullying** when it occurs...




MI State Board Policy on Bullying 2001

From: <http://www.bewebaware.ca>

1/17/2008 ABCs 18

School action steps... before it's a problem

- Update the school or Board's computer Acceptable Use Policy (AUP) to specifically prohibit using the Internet for bullying
- Create an online reporting mechanism
 - Anonymous/confidential
- Block social networking sites
 - Use managed e-mail
- Prohibit cell phone use in school
 - Cell phones are "mini web browsers"



From: <http://www.bewebaware.ca>

1/17/2008 ABCs 19

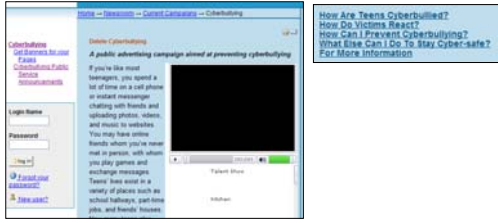
School action steps... When a problem arises

- Determine if the school should be involved
- Assess potential criminal law or civil violation
- Communicate with parents in writing with copies of evidence; request a meeting the next day
 - Create an action plan with parents
 - Retaliation on target will not be tolerated

From: <http://www.bewebaware.ca>

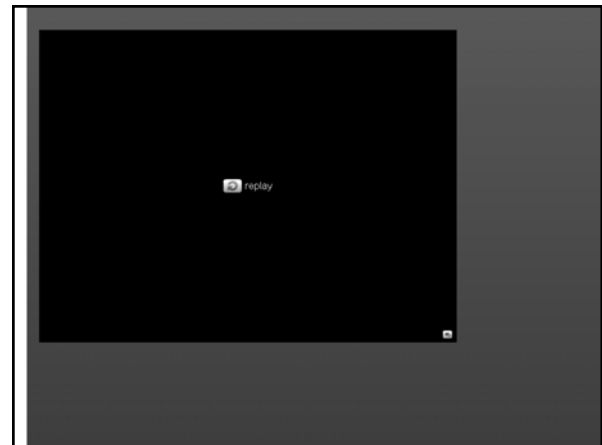
1/17/2008 ABCs 20

Delete Cyberbullying from National Crime Prevention Council



<http://www.npc.org/newsroom/current-campaigns/cyberbullying>

1/17/2008 ABCs 21




How can a district address the issue of Internet safety

- Education: Staff/student/parent presentations
- Integration into the curriculum
 - What's available?
 - Links on CISD website-Tech/REMC =>REMC12 East
- Student leadership: student created Internet safety videos, student iSafe program
- Articles in school newsletters
- Start with an Internet Safety Committee to develop a district plan

1/17/2008 ABCs 23


Parent/Student Presentations



<http://onguardonline.gov>

1/17/2008 ABCs 24

Attorney General's CSI Program Cyber Safety Initiative



Michigan CSI Handouts

Below are the handouts used for all presentations. The Online Safety Contract is universal for all age groups. Click on each handout below to view online and/or print. [Detailed instructions on printing handouts](#)

Student Handouts

K-3

- Keep Safe, Keep Away, Keep Telling (K-3)
- Online Safety Contract - Text Version
- Grades K-3 Homework - Internet Safety Poster
- Grades K-3 Homework - Word Search
- Answer Key - Grades K-3 Homework - Internet Safety Poster
- Answer Key - Grades K-3 Homework - Word Search

4-5

- Keep Safe, Keep Away, Keep Telling (4-5)
- Online Safety Contract - Text Version
- Grades 4-5 Homework - Word Search & P&H
- Answer Key - Grades 4-5 Homework - Word Search & P&H

6-8

- Keep Safe, Keep Away, Keep Telling (6-8)
- Online Safety Contract - Text Version
- Grades 6-8 Homework - Crossword
- Answer Key - Grades 6-8 - Crossword

1/17/2008 ABCs 25

Integration into Curriculum

- iSafe videos and activities
- Netsmartz videos and activities
- iKeep Safe Faux Paw Movie
- Media Awareness of Canada
- Michigan Health curriculum
- Michigan's METS technology curriculum

1/17/2008 ABCs 26

Faux Paw – used by CSI



Faux Paw Movie from www.ikeepsafe.org

1/17/2008 ABCs 27


Disney Interactive



Surf Swell from <http://disney.go.com/surfswell>

1/17/2008 ABCs 28

Media Awareness from CA



CyberPigs "game" from www.media-awareness.ca

1/17/2008 ABCs 29

Help finding/integrating curriculum resources

Timely Topics: School Violence; Internet Safety

45 record(s) found - search again

Student Violence in America's Schools Grade 6 to 12 - New York Times-721

Internet Safety Poster Grade 3 to 12 - London Grid for Learning- 837

Timely Topics from <http://teachersfirst.com/hot.cfm>

1/17/2008 ABCs 30

Student Create Videos

- Students will listen to other students
- School announcements, local cable access channel
- Some Internet Safety sites have annual contests for the best video
- Look at West Ottawa PSA [examples](#)
✓ <http://tinyurl.com/2ac8f6>
Watch Grace Fegus & Shafer Graham video

1/17/2008 ABCs 31

Articles in School Newsletters

Internet Safety Corner – MySpace Safety
Sharing information on MySpace or Facebook is a normal part of life for most high school students. However, most teens are posting too much information – putting them at a potential risk. Teens should ask themselves three questions when deciding if something should be posted on a site. 1) Could I share this with my parents or a teacher? 2) Would I want a college recruiter or job interviewer to see this? 3) Could this allow someone to find me and put me in danger? Other tips: Do not fill in all the blanks on the profile page. Do not post photos of yourself or your friends. And use a site's safety features to restrict access to you site to only invited friends. Finally – if you receive an e-mail invite to be someone's friend from someone you do not know, delete it without opening it. Practical tips for parents on social networking can be found at: <http://longuardonline.gov/socialnetworking.html>

Internet Safety Corner - Safety Pledge
Do your children know your expectations when they are using the Internet? Have you discussed what they should do if they unexpectedly end up on an inappropriate site? I recommend your family uses an acceptable use policy or safety pledge. After reviewing it with your child, have them sign it and post it by the computer. Discussing your expectation when you children use the Internet, and providing clear consequences will reduce potential problems. Sample Internet Safety agreements can be found at: <http://videofish.org/parents/parentingonline/agreement.html> and www.netmartz.org/resources/pledge.htm

1/17/2008 ABCs 32

School action steps...

- Integrate Internet safety and bullying prevention programs into the curriculum
- Educate staff, students and parents about Internet Safety and cyberbullying
- Update Board policies to address Internet safety issues including cyberbullying which may occur outside of school but impact learning at school

1/17/2008 ABCs From: <http://www.bewebaware.ca> 33

Discussion Time and Questions...

1/17/2008 ABCs 34

Thank you